



## ELWOOD PRIMARY SCHOOL COUNCIL MEETING MINUTES

Date: Thursday 24<sup>th</sup> November 2022

Venue: Staffroom

Time: 6.30pm

**Chairperson:** Andrew Gyopar

**Minute Taker:** Simon Horner

**Time Keeper:**

	Time	Item	Action (who)	Date due
1	6.30	Welcome, acknowledgement of country, and apologies  <b>Attendees:</b> Edward Cook, Rosanna Grosso, Andrew Gyopar, Simon Horner, Haydn Janney, Nicole Richards, Silvia Torner.  <b>Apologies:</b> Charlie Cooper, Inouk Mackay, Ariana Peters, Jay Tucker, Mel Wilkins.  A Quorum was present.		
2	6:33	<b>MINUTES of previous meeting of 26<sup>th</sup> October 2022:</b>  <b>Motion 2.1:</b> Move that these minutes be confirmed as true and correct of this meeting. Moved: Rosie Seconded: Ed Carried.		
3	6:35	<b>CORRESPONDENCE</b>  <u>Inwards as listed:</u>  None to report.  <u>Outwards as listed:</u>  None to report.		
4	6.36	<b>MAIN ISSUES / MOTIONS / GENERAL BUSINESS</b>  <u>PSW Agreement</u> Nicole presented the PSW Agreement for approval. Good relationship with PSW and positive feedback – always good at handling extras such as hats and hoodies. If we change uniform/provider in the future, it is an 18 month process. PSW hold our stock, parent consultation etc.		

	Time	Item	Action (who)	Date due
		<p><b>Motion 4.1:</b> Move that School Council approves the PSW Agreement, ending Oct 2027.  Moved: Jeremy  Seconded: Ed  Carried.</p> <p>Jeremy reported that the Democracy Sausage Sizzle is all good to go on Saturday.</p>		
5		<b>SUBCOMMITTEE REPORTS</b>		
5.1	6:45	<p><b>FINANCE</b></p> <p>Andrew presented the Finance Report.</p> <p>We are currently pushing for final parent contributions. We are on track to reach the 70% we budgeted for.  Building and Library Funds have benefited greatly by the move to Xuno. Library Fund is significantly up on previous years. Priority for the Building Fund next year will be the boys' toilets in the Senior School and the Hall building.  Amazing result by the G6 kids; Alix, Asher and Zahra, for the Colour Run, raising \$1950.  2023 Budget - Parent Payment Arrangements – Grade 1 to Grade 6 Curriculum Contributions were discussed and approved.</p> <p><b>Motion 5.1.1:</b> Move that the Finance Committee Report be ratified individually and the minutes accepted.  Moved: Rosie  Seconded: Silvia  Carried</p> <p><b>Motion 5.1.2:</b> Move that the October 2022 Financial Reports be accepted.  Moved: Ed  Seconded: Jeremy  Carried</p> <p><b>Motion 5.1.3:</b> Move that the School Purchase Card (ending 22<sup>nd</sup> September 2022 and 23<sup>rd</sup> October 2022) Financial Reports be accepted.  Moved: Rosie  Seconded: Haydn  Carried</p> <p><b>Motion 5.1.4:</b> Move that the profit &amp; loss statements for Grade 3 camp and Colour Run are accepted.  Moved: Jeremy  Seconded: Silvia</p>		

	Time	Item	Action (who)	Date due
		<p>Carried</p> <p><b>Motion 5.1.5:</b> Move that the Balance Day Adjustments presented are accepted.  Moved: Haydn  Seconded: Nicole  Carried</p> <p><b>Motion 5.1.6:</b> Move that the presented Parent Payment Arrangements for 2023 are accepted .  Moved: Silvia  Seconded: Haydn  Carried</p>		
5.2	7.05	<p><b>STRATEGIC PLANNING</b></p> <p>Rosie presented a verbal Strategic Planning report.</p> <p>DET have released a new Complaints Policy – Rosie will send this out to School Council</p> <p><u>Sustainability Policy</u>  This is not a DET policy, but one we can implement at school level. This policy has come about from the modules to achieve sustainability stars and driven by the work done by the Sustainability Team - Jacq, Anna and Sarah.  Andrew mentioned that he is keen for the Sustainability Team to feed into the Building and Grounds subcommittee.</p> <p><b>Motion 5.2.1:</b> Move that Sustainability Policy be endorsed.  Moved: Jeremy  Seconded: Silvia  Carried</p> <p><b>Motion 5.2.2:</b> Move that the Strategic Planning Report be ratified.  Moved: Haydn  Seconded: Nicole  Carried</p>	ROSIE	
5.3	7.15	<p><b>OSHC - Out of School Hours Care</b></p> <p>None meeting to report.</p>		

	Time	Item	Action (who)	Date due
5.4	7.16	<b>ENVIRONMENT / GOUNDS DEVELOPMENT</b>  Jay not present to report.		
5.5	7.17	<b>COMMUNITY ENGAGEMENT / COMMUNICATION:</b>  Nicole presented a verbal Community Engagement report.  Nicole met with Sarah Gyopar to discuss disseminating roles and responsibilities to assist Sarah with leading the market in 2023. The Christmas market is looking like it will be very busy with an extra 30 stalls signed up to attend and the local Fire Brigade coming along with Santa. Unfortunately, we were unable to secure Christmas trees due to supply/distribution shortages this year.  <b>Motion 5.4.1:</b> Move that the Community Engagement report be accepted. Moved: Jeremy Seconded: Ed Carried		
		<b>REPORTS</b>		
6	7.26	<b>Principal's Report.</b>  <u>Staffing</u> We have 7 staff on a 1 year contract and only 1 job for 2023. We have been through the recruitment process and congratulations to Aleesha Grosso on being the successful candidate. Nicole thanked all the staff involved in the process for their professionalism and their supportive and kind attitudes.  <u>Transition Day – 3<sup>rd</sup> December</u> Grade placement takes a lot of time, teachers and leadership want to get it right – we are almost there. We will have 2 less classes in 2023. Grade 3 and 4 kids leaving for private school have returned to pre-Covid numbers. There was discussion around LOTE and why Indonesian was chosen. Nicole explained that Indonesian is a cultural programme rather than a stand-alone language acquisition program and that there is a lot of nuances and complexity around the decision. Nicole is happy to discuss this at a later date if needed.		

	Time	Item	Action (who)	Date due
	7.40	<p>Jeremy left at this point.</p> <p><u>Attitudes to Schools Survey &amp; NAPLAN</u>  Nicole discussed the Attitude to School Survey and NAPLAN results.  Overall, positive outcomes for EPS. Results attached.</p> <p><b>Motion 6.1:</b> Move that the Principal's report be accepted  Moved: Ed  Seconded: Haydn  Carried</p> <p>Andrew thanked Haydn and Inouk for their contribution over many years on School Council. We will have 2 positions to fill next year.</p>		
7		Next meeting: <b>TBC</b>		
8		Conclusion – Meeting closed at 8pm		



## Attitudes to School Survey i



School Name

Elwood Primary School

Year

2022

Year Level Group

Years 4 to 6

Year Level

(All)

Domain

Effective teaching practice for co...

Factor Name

Differentiated learning challenge

### Additional Links

[Results Resource](#)

[Further Support](#)

Videos

[Dashboard overview](#)

Reports

[SIP AtoSS Percentile](#)

### Percentage Endorsement in 2022 (%)

Differentiated learning challenge for students in Years 4 to 6

90%

Your school

81%

Similar schools

82%

Network

84%

State

### Percentage Endorsement in 2022 (%)

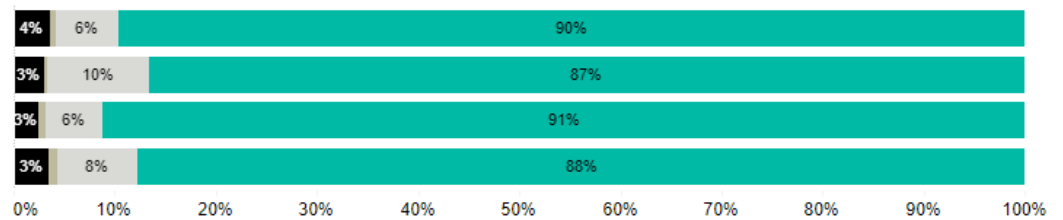
Effective teaching practice for cognitive engagement for students in Years 4 to 6

Differentiated learning challenge

Effective classroom behaviour

Effective teaching time

Stimulated learning



Not positive

Invalid

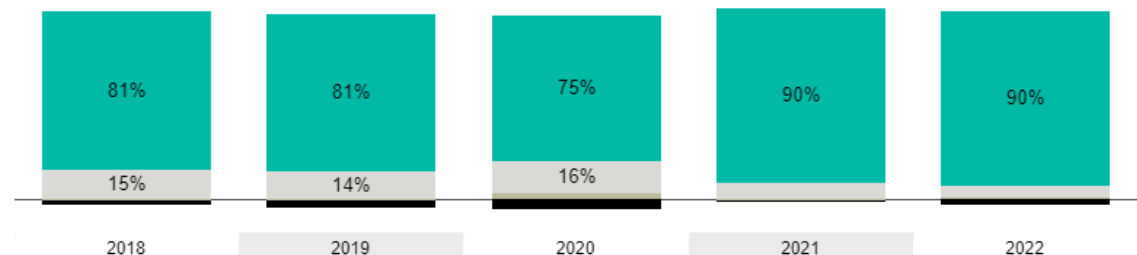
Neutral

Positive

### Percentage Endorsement over last 5 years (%)

Differentiated learning challenge for students in Years 4 to 6

Positive  
Neutral  
Invalid  
Not positive

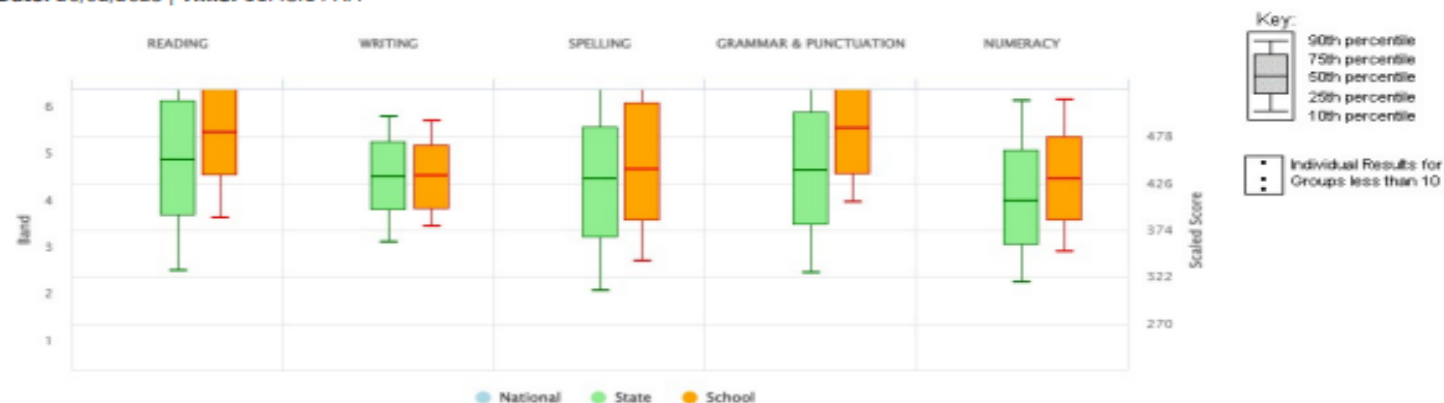


# School Summary Report

2022 | Year 3

Gender: All | LBOTE: All | ATSI: All


Date: 20/02/2023 | Time: 11:48:14 AM



Outcome	Type	Students	10th	25th	50th	75th	90th	Median	Mean	se(mean)
READING	National	-	-	-	-	-	-	-	-	-
	State	74,610	329	391	453	518	576	453	454	
	School	102	387	436	483	540	597	483	488	8
WRITING	National	-	-	-	-	-	-	-	-	-
	State	72,007	360	396	434	472	500	431	430	
	School	98	378	398	435	468	495	431	432	5
SPELLING	National	-	-	-	-	-	-	-	-	-
	State	73,751	306	366	431	488	539	431	426	
	School	101	339	385	441	515	558	441	447	9
GRAMMAR & PUNCTUATION	National	-	-	-	-	-	-	-	-	-
	State	73,751	327	381	441	505	570	441	446	
	School	101	406	437	488	553	620	488	498	9
NUMERACY	National	-	-	-	-	-	-	-	-	-
	State	73,824	316	359	407	462	518	407	413	
	School	102	350	386	432	477	519	432	437	7

# School Summary Report

2022 | Year 5  
Gender: All | LBOTE: All | ATSI: All  
Date: 20/02/2023 | Time: 11:49:07 AM



Outcome	Type	Students	10th	25th	50th	75th	90th	Median	Mean	se(mean)
READING	National	-	-	-	-	-	-	-	-	-
	State	73,877	432	476	523	566	604	523	520	
	School	88	480	514	548	570	602	548	540	5
WRITING	National	-	-	-	-	-	-	-	-	-
	State	73,125	415	461	497	542	583	497	498	
	School	90	455	483	512	546	567	510	511	5
SPELLING	National	-	-	-	-	-	-	-	-	-
	State	72,932	416	464	512	557	598	512	509	
	School	87	455	492	525	576	616	524	534	7
GRAMMAR & PUNCTUATION	National	-	-	-	-	-	-	-	-	-
	State	72,932	418	455	500	550	600	500	506	
	School	87	474	494	531	564	623	531	537	6
NUMERACY	National	-	-	-	-	-	-	-	-	-
	State	72,857	415	449	491	539	585	491	496	
	School	83	457	488	521	553	576	520	519	5



School name

Elwood Primary School

Year level

☒ Year 3

☐ Year 5

Domain

☒ Reading

☐ Writing

☐ Spelling

☐ Numeracy

☐ Grammar and Punctuati...

## NAPLAN - Students by bands ?



### Top 2 band students in 2022 (%) ?

For students in Year 3, Reading

76%

Your school

74%

Similar schools

74%

Network

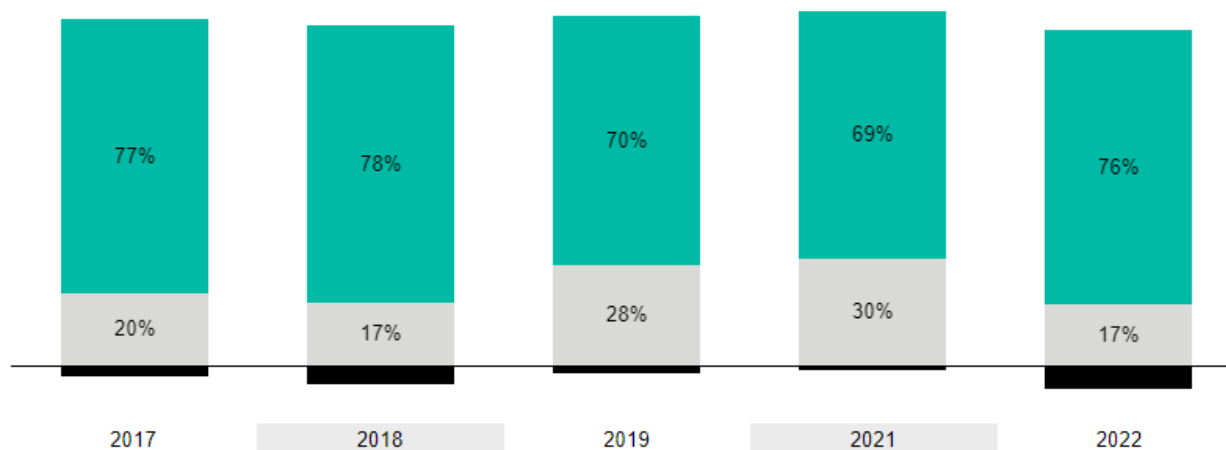
58%

State

### Students by band over last 5 years (%) ?

For students in Year 3, Reading

■ Top 2 Bands  
■ Middle 2 Bands  
■ Bottom 2 Bands and E...



## Additional Links

[Further Support](#)

Videos

[Dashboard overview](#)

Reports

[SIP Naplan Band Detail](#)

### Data breakdown (5 years) ?

For students in Year 3, Reading

	2017	2018	2019	2021	2022
Mean scale score	487.0	485.1	470.6	483.1	488.3
Participation rate (%)	93%	97%	95%	86%	94%
Number of students	97	119	128	98	113
Maintaining Top 2 Bands % *					

\* Maintaining Top 2 Bands % is only displayed for year 5, 7 and 9



School name

Elwood Primary School

Year level

☒ Year 3

☐ Year 5

Domain

☐ Reading

☒ Writing

☐ Spelling

☐ Numeracy

☐ Grammar and Punctuati...

## NAPLAN - Students by bands

### Top 2 band students in 2022 (%)

For students in Year 3, Writing

53%

Your school

65%

Similar schools

67%




Network

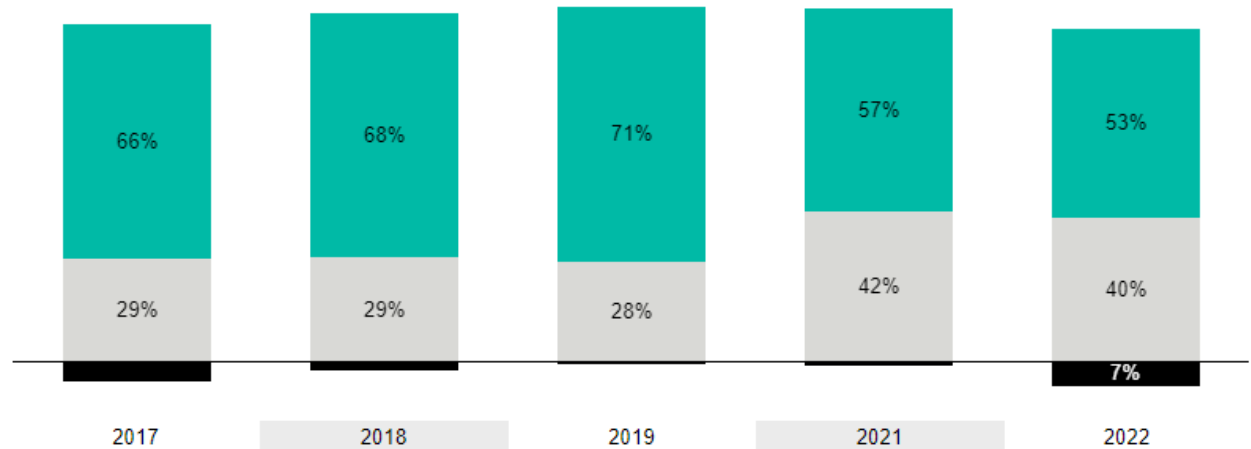
51%

State

### Students by band over last 5 years (%)

For students in Year 3, Writing

 Top 2 Bands  
 Middle 2 Bands  
 Bottom 2 Bands and E...



### Additional Links

[Further Support](#)

Videos

[Dashboard overview](#)

Reports

[SIP Naplan Band Detail](#)

### Data breakdown (5 years)

For students in Year 3, Writing

	2017	2018	2019	2021	2022
Mean scale score	437.6	436.0	447.7	436.6	432.5
Participation rate (%)	93%	97%	95%	83%	90%
Number of students	97	119	128	98	113
Maintaining Top 2 Bands % *					



School name

Elwood Primary School

Year level

☒ Year 3

☐ Year 5

Domain

☐ Reading

☐ Writing

☒ Spelling

☐ Numeracy

☐ Grammar and Punctuati...

## NAPLAN - Students by bands

### Top 2 band students in 2022 (%)

For students in Year 3, Spelling

55%

Your school

55%

School group

Similar schools

57%

Network

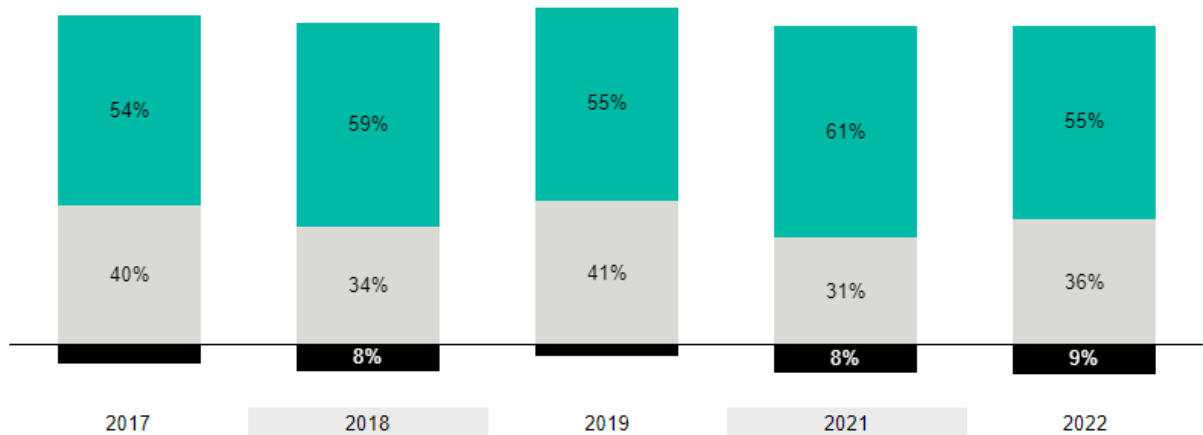
49%

State

### Students by band over last 5 years (%)

For students in Year 3, Spelling

☒ Top 2 Bands  
☐ Middle 2 Bands  
☐ Bottom 2 Bands and E...



## Additional Links

[Further Support](#)

Videos

[Dashboard overview](#)

Reports

[SIP Naplan Band Detail](#)

### Data breakdown (5 years)

For students in Year 3, Spelling

	2017	2018	2019	2021	2022
Mean scale score	443.7	434.9	433.2	432.3	446.7
Participation rate (%)	93%	97%	96%	86%	93%
Number of students	97	119	128	98	113
Maintaining Top 2 Bands %					
*					



School name

Elwood Primary School

Year level

☒ Year 3

☐ Year 5

Domain

☐ Reading

☐ Writing

☐ Spelling

☒ Numeracy

☐ Grammar and Punctuati...

## NAPLAN - Students by bands

### Top 2 band students in 2022 (%)

For students in Year 3, Numeracy

52%

Your school

55%

Similar schools

56%




Network

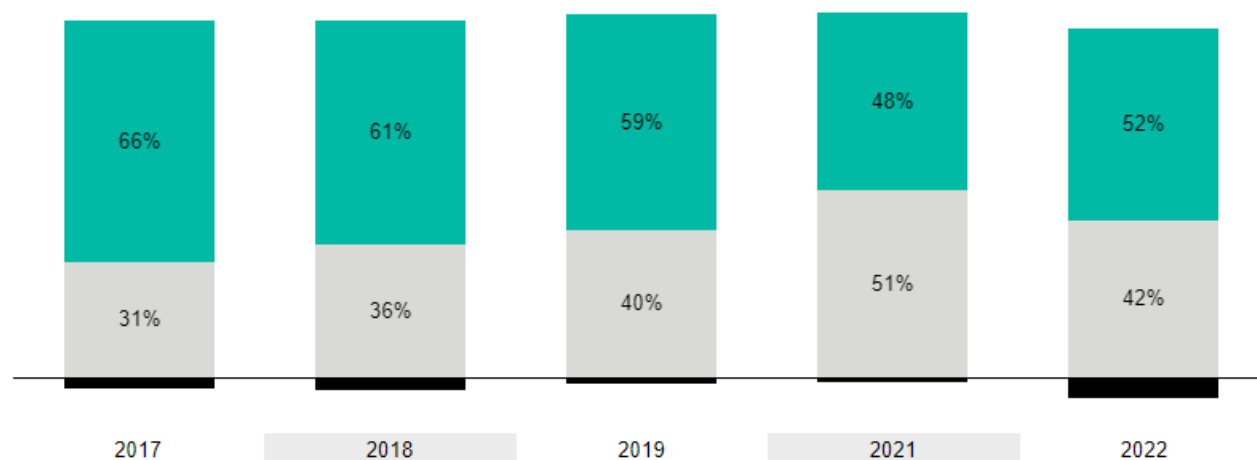
39%

State

### Students by band over last 5 years (%)

For students in Year 3, Numeracy

 Top 2 Bands  
 Middle 2 Bands  
 Bottom 2 Bands and E...



## Additional Links

[Further Support](#)

Videos

[Dashboard overview](#)

Reports

[SIP Naplan Band Detail](#)

### Data breakdown (5 years)

For students in Year 3, Numeracy

	2017	2018	2019	2021	2022
Mean scale score	452.6	443.4	443.2	430.6	436.6
Participation rate (%)	96%	98%	95%	87%	94%
Number of students	97	119	128	98	113
Maintaining Top 2 Bands % *					



School name

Elwood Primary School

Year level

☒ Year 3

☐ Year 5

Domain

☐ Reading

☐ Writing

☐ Spelling

☐ Numeracy

☒ Grammar and Punctuati...

## NAPLAN - Students by bands

### Top 2 band students in 2022 (%)

For students in Year 3, Grammar and Punctuation

76%

Your school

69%

Similar schools

70%

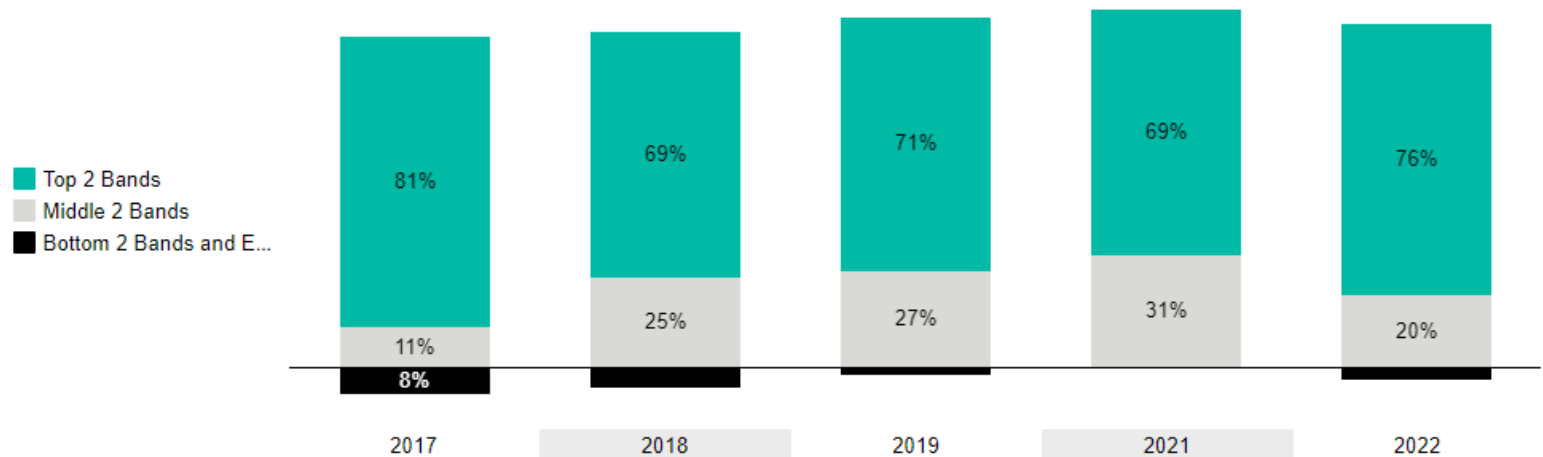
Network

54%

State

### Students by band over last 5 years (%)

For students in Year 3, Grammar and Punctuation



## Additional Links

[Further Support](#)

Videos

[Dashboard overview](#)

Reports

[SIP Naplan Band Detail](#)

### Data breakdown (5 years)

For students in Year 3, Grammar and Punctuation

	2017	2018	2019	2021	2022
Mean scale score	480.4	467.6	477.4	470.3	497.9
Participation rate (%)	93%	97%	96%	86%	93%
Number of students	97	119	128	98	113
Maintaining Top 2 Bands %					
*					



School name

Elwood Primary School

Year level

☐ Year 3

☒ Year 5

Domain

☒ Reading

☐ Writing

☐ Spelling

☐ Numeracy

☐ Grammar and Punctuati...

## NAPLAN - Students by bands

### Top 2 band students in 2022 (%)

For students in Year 5, Reading

66%

Your school

60%

Similar schools

62%

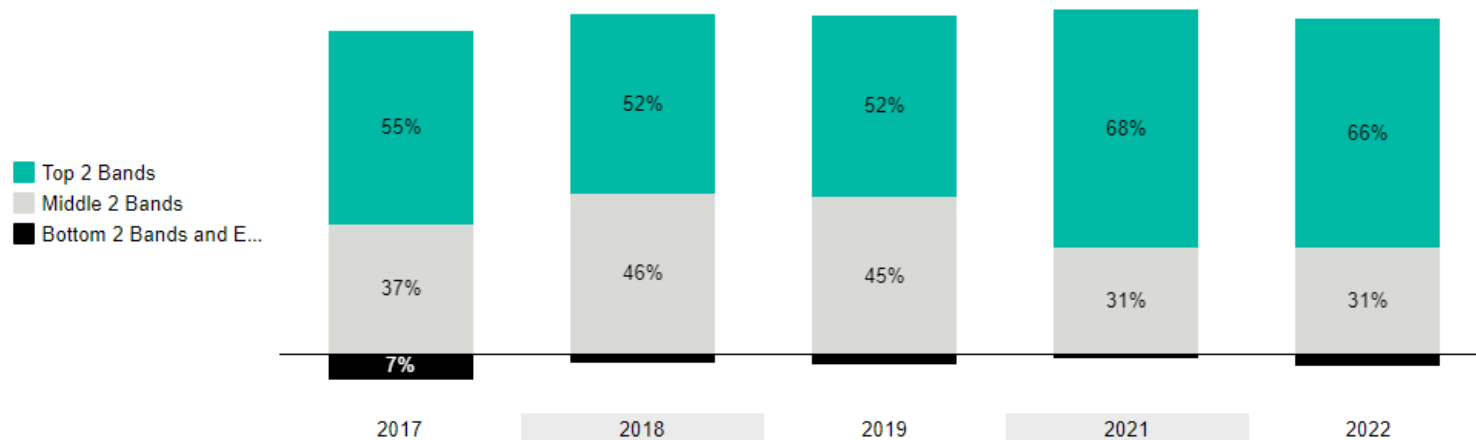
Network

44%

State

### Students by band over last 5 years (%)

For students in Year 5, Reading



## Additional Links

[Further Support](#)

Videos

[Dashboard overview](#)

Reports

[SIP Naplan Band Detail](#)

### Data breakdown (5 years)

For students in Year 5, Reading

	2017	2018	2019	2021	2022
Mean scale score	539.8	545.2	536.3	554.7	539.9
Participation rate (%)	96%	95%	96%	92%	93%
Number of students	114	94	78	110	95
Maintaining Top 2 Bands %	65%	71%	58%	86%	
*					



School name

Elwood Primary School

Year level

☐ Year 3

☒ Year 5

Domain

☐ Reading

☒ Writing

☐ Spelling

☐ Numeracy

☐ Grammar and Punctuati...

## NAPLAN - Students by bands

### Top 2 band students in 2022 (%)

For students in Year 5, Writing

37%

Your school

41%

Similar schools

39%

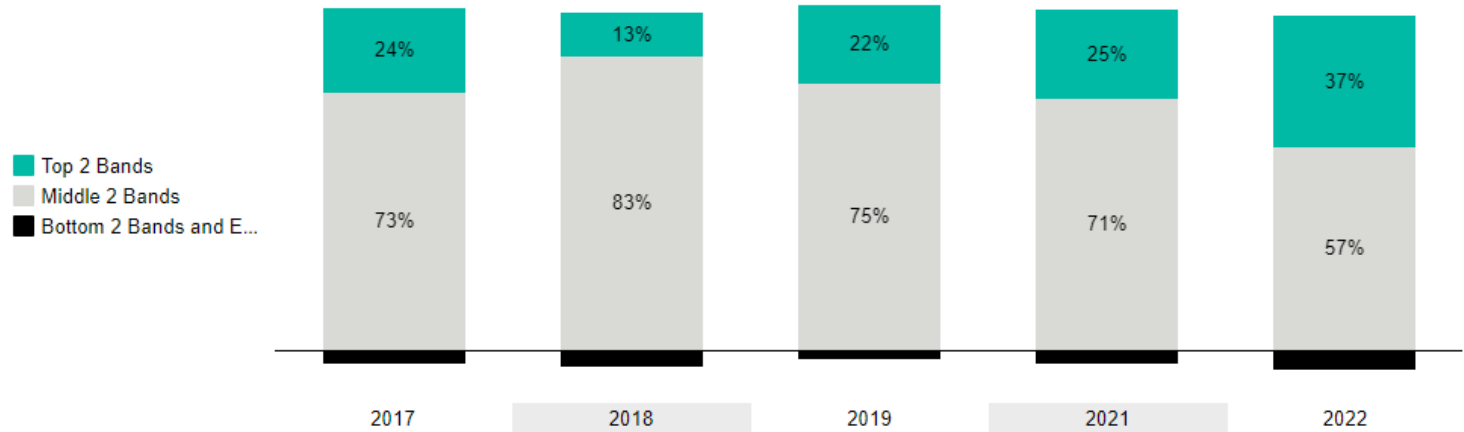
Network

29%

State

### Students by band over last 5 years (%)

For students in Year 5, Writing



## Additional Links

[Further Support](#)

Videos

[Dashboard overview](#)

Reports

[SIP Naplan Band Detail](#)

### Data breakdown (5 years)

For students in Year 5, Writing

	2017	2018	2019	2021	2022
Mean scale score	501.7	486.0	494.2	499.6	510.8
Participation rate (%)	96%	94%	99%	92%	95%
Number of students	114	94	78	109	96
Maintaining Top 2 Bands %	39%	23%	24%	34%	
*					



School name

Elwood Primary School

Year level

☐ Year 3

☒ Year 5

Domain

☐ Reading

☐ Writing

☒ Spelling

☐ Numeracy

☐ Grammar and Punctuati...

## NAPLAN - Students by bands

### Top 2 band students in 2022 (%)

For students in Year 5, Spelling

47%

Your school

45%

Similar schools

46%




Network

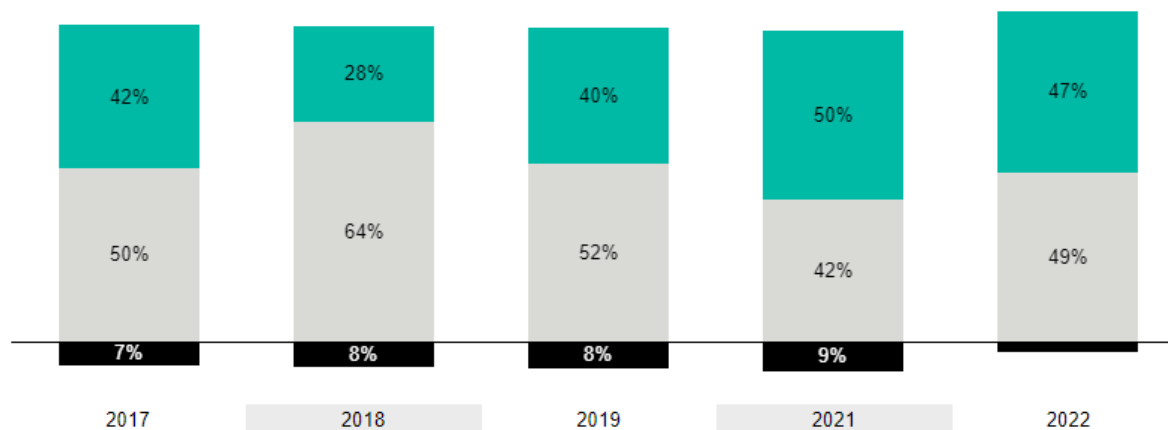
37%

State

### Students by band over last 5 years (%)

For students in Year 5, Spelling

 Top 2 Bands  
 Middle 2 Bands  
 Bottom 2 Bands and E...



## Additional Links

[Further Support](#)

Videos

[Dashboard overview](#)

Reports

[SIP Naplan Band Detail](#)

### Data breakdown (5 years)

For students in Year 5, Spelling

	2017	2018	2019	2021	2022
Mean scale score	522.0	504.2	517.4	520.8	533.4
Participation rate (%)	97%	96%	96%	92%	93%
Number of students	114	94	78	110	96
Maintaining Top 2 Bands % *	77%	56%	58%	70%	





School name

Elwood Primary School

Year level

☐ Year 3

☒ Year 5

Domain

☐ Reading

☐ Writing

☐ Spelling

☒ Numeracy

☐ Grammar and Punctuati...

## NAPLAN - Students by bands

### Top 2 band students in 2022 (%)

For students in Year 5, Numeracy

40%

Your school

37%

Similar schools

39%

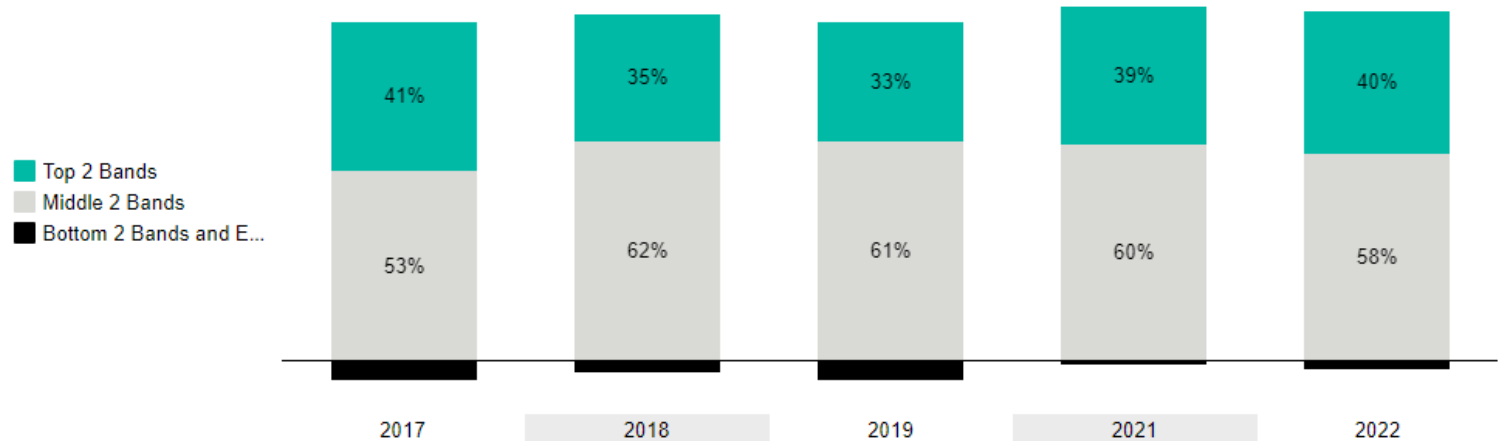
Network

27%

State

### Students by band over last 5 years (%)

For students in Year 5, Numeracy



## Additional Links

[Further Support](#)

Videos

[Dashboard overview](#)

Reports

[SIP Naplan Band Detail](#)

### Data breakdown (5 years)

For students in Year 5, Numeracy

	2017	2018	2019	2021	2022
Mean scale score	517.3	511.6	513.6	517.2	518.5
Participation rate (%)	97%	97%	96%	92%	87%
Number of students	114	94	78	110	95
Maintaining Top 2 Bands % *	60%	48%	48%	62%	



School name

Elwood Primary School

Year level

☐ Year 3

☒ Year 5

Domain

☐ Reading

☐ Writing

☐ Spelling

☐ Numeracy

☒ Grammar and Punctuati...

## NAPLAN - Students by bands

### Top 2 band students in 2022 (%)

For students in Year 5, Grammar and Punctuation

51%

Your school

42%

Similar schools

43%

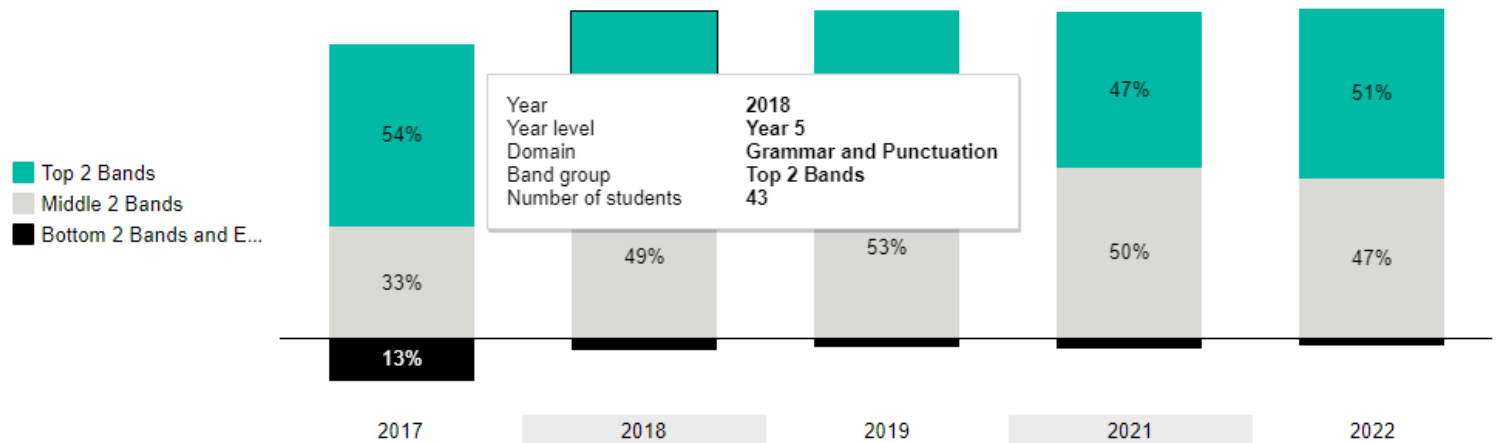
Network

32%

State

### Students by band over last 5 years (%)

For students in Year 5, Grammar and Punctuation



## Additional Links

### Further Support

#### Videos

[Dashboard overview](#)

#### Reports

[SIP Naplan Band Detail](#)

### Data breakdown (5 years)

For students in Year 5, Grammar and Punctuation

	2017	2018	2019	2021	2022
Mean scale score	543.4	545.3	521.8	523.8	536.6
Participation rate (%)	97%	96%	96%	92%	93%
Number of students	114	94	78	110	96
Maintaining Top 2 Bands % *	72%	62%	53%	59%	