



ELWOOD PRIMARY SCHOOL COUNCIL MEETING MINUTES

Date: Thursday 24th February 2023

Venue: Staffroom

Time: 6.30pm

Chairperson: Andrew Gyopar

Minute Taker: Simon Horner

Time Keeper:

	Time	Item	Action (who)	Date due
1	6.30	Welcome, acknowledgement of country, and apologies Attendees: Charlie Cooper, Rosanna Grosso, Andrew Gyopar, Simon Horner, Ariana Peters, Nicole Richards, Silvia Torner, Jay Tucker. Mark from TeamKids. Apologies: Edward Cook, Haydn Janney, Inouk Mackay, Mel Wilkins A Quorum was present.		
2	6:32	MINUTES of previous meeting of 24th November 2022: Motion 2.1: Move that these minutes be confirmed as true and correct of this meeting. Moved: Rosie Seconded: Jeremy Carried.		
3	6:36 6.38	CORRESPONDENCE <u>Inwards as listed:</u> None to report. <u>Outwards as listed:</u> None to report. <i>At this point we moved to agenda item 5.3 OSHC as Mark from TeamKids was present.</i>		
4	6.54	MAIN ISSUES / MOTIONS / GENERAL BUSINESS Nicole reported that we have 3 parent positions on School Council to fill and 2 staff positions as Rosie and Jay are due to end March 2023. Nicole has spoken at the Parent Rep's meeting and parent information nights about the role of School Council and need for new parent		

	Time	Item	Action (who)	Date due
		members. It was discussed that a few prep parents have shown interest in joining School Council but they are still involved with the Kinders. Nicole will send out a Xuno message inviting nominations.	NICOLE	
5		SUBCOMMITTEE REPORTS		
5.1	7:01	<p>FINANCE</p> <p>Jeremy presented the Finance Report.</p> <p>We ended last year in a good position, being just under the 70% received from parents we budgeted for EPS Unique (Now called Co-Curricular) and Nurse, but being slightly above the 80% budgeted for Curriculum Consumables. Both Building and Library Funds were well supported by Parents.</p> <p>The Indicative Budget was discussed. Nicole and Simon have built the budget around AIP goals / school needs, while taking into account operational coats, carry over money from Building & Library Fund, Market profit, and parent payment contributions rates in 2022. We expect little change between this Indicative Budget and when the 2023 Budget is finalised, which is following the Student numbers on Census Day at the end of February.</p> <p>Market profit and plans were discussed. The rollover of market profit and money we raise this year should mean we can tackle some more areas/projects off the Grounds Master Plan, focusing on the Junior School.</p> <p>Motion 5.1.1: Move that the Finance Committee Report be ratified individually and the minutes accepted. Moved: Jeremy Seconded: Rosie Carried</p> <p>Motion 5.1.2: Move that the November 2022 Financial Reports be accepted. Moved: Andrew Seconded: Nicole Carried</p> <p>Motion 5.1.3: Move that the December 2022 Financial Reports be accepted. Moved: Rosie Seconded: Charlie Carried</p> <p>Motion 5.1.4: Move that the January 2023 Financial Reports be accepted. Moved: Silvia Seconded: Jeremy Carried</p>		

	Time	Item	Action (who)	Date due
		<p>Motion 5.1.5: Move that the School Purchase Card (ending 22nd November 2022 and 22nd December 2022) Financial Reports be accepted. Moved: Charlie Seconded: Silvia Carried</p> <p>Motion 5.1.6: Move that the profit & loss statements for Grade 4 camp, Learner Agency Zoooper Dooper and Starlight Foundation are accepted. Moved: Silvia Seconded: Rosie Carried</p> <p>Motion 5.1.7: Move that the Balance Day Adjustments presented are accepted. Moved: Charlie Seconded: Andrew Carried</p> <p>Motion 5.1.8: Move that the 2023 Indicative Budget be accepted. Moved: Andrew Seconded: Rosie Carried</p> <p>Motion 5.1.9: Move that the Financial Commitment Summary, Balance Sheet and Operating Statement for the end of year 2022 be accepted. Moved: Nicole Seconded: Ari Carried</p> <p>Motion 5.1.10: Move that the staff approved to authorise order forms be accepted. Moved: Jeremy Seconded: Charlie Carried</p> <p>Motion 5.1.11: Move that the bank account signatories be accepted (two signatories to sign). Moved: Silvia Seconded: Charlie Carried</p> <p>Motion 5.1.12: Move that the purchasing card users and limits be accepted. Moved: Ari Seconded: Jeremy Carried</p> <p>Motion 5.1.13: Move that the proposed fundraising be accepted. Moved: Silvia Seconded: Andrew</p>		

	Time	Item	Action (who)	Date due
		<p>Carried</p> <p>Motion 5.1.14: Move that the GST treatment for fundraising be accepted. Moved: Jeremy Seconded: Nicole Carried</p> <p>Motion 5.1.15: Move that the writing off of outstanding fees/charges at the end of 2021 is accepted. Moved: Charlie Seconded: Ari Carried</p> <p>Motion 5.1.16: Move that the Finance Committee report be accepted. Moved: Nicole Seconded: Rosie Carried</p>		
5.2	7.41	<p>STRATEGIC PLANNING</p> <p>Rosie presented a verbal Strategic Planning report.</p> <p>The Sustainability Team's Annual Report and the Green Event Management Policy was presented. The star ratings were discussed. We are close to receiving our first couple of stars and it was noted by School Council that regardless our current star level the work that has been undertaken by the Sustainability Team is a great example to our children. It was suggested that the Sustainability Team put information about what they are up to on the school website to promote their great work.</p> <p>Three Finance policies were discussed and endorsed as part of the start of year procedures.</p> <p>Motion 5.2.1: Move that the School Cash Handling Policy be endorsed. Moved: Ari Seconded: Silvia Carried</p> <p>Motion 5.2.2: Move that the Electronic Funds Management Policy be endorsed. Moved: Jay Seconded: Charlie Carried</p> <p>Motion 5.2.3: Move that the School Purchasing Card Policy be endorsed. Moved: Ari Seconded: Andrew Carried</p>		

	Time	Item	Action (who)	Date due
		<p>Motion 5.2.4: Move that the verbal Strategic Planning report be ratified. Moved: Jeremy Seconded: Charlie Carried</p>		
5.3	6.38	<p>OSHC - Out of School Hours Care</p> <p>Mark from TeamKids gave a verbal report. TeamKids have been receiving a lot of positive feedback from Parents and children regarding their attempts to incorporate more voice in their decision making. There has been increased focus on being outside and more creative activities have been facilitated, in part due to the strengths of the current staff members, which has been very well received. Attendance is healthy, with 50/55 regular attendees. This is made up of between 15-20 prep, and this number is growing. During the summer holidays there was at least 50% of the new preps attending the 'Big School' programme. Mark met with all Prep teachers to give feedback on the new students attending the summer programme. Mark reported that TeamKids not having to pack up and reset the Hall at the moment, due to no Performing Arts in the space, has really helped to create a smooth start to the year.</p> <p>Motion 5.3.1: Move that the OHSC verbal report be accepted. Moved: Charlie Seconded: Jay Carried</p>		
	6.54	<p><i>At this point we returned to agenda item 4 General Business.</i></p>		
5.4	7.53	<p>ENVIRONMENT / GOUNDS DEVELOPMENT</p> <p>Jay presented a verbal Environment & Grounds report.</p> <p>Rocketbox are extending the Shade Sail posts to prevent children jumping on the shade sail fabric, following an incident where College children were caught doing this. We are hoping the Shade Sail itself can be put back up following the extension of the poles. The sail is currently with Rocketbox supplier checking if it can be repaired or if a new sail will be needed. Costs for this work will be reported to Council. We will be undertaking works to make access to the JLC roof harder for people to climb up.</p> <p>The new assembly area turf is to be installed during the Term 1 holidays. This work is covered by our insurance claim from the burst water pipe damage last year.</p>		

	Time	Item	Action (who)	Date due
		<p>Accessibility and the Master Plan was discussed. Learning from what we know now about playground installation following the Senior School playground when it comes to the next project, access will be a focal issue. Over time we would like to replace softfall mulch with rubber softfall and flush playground edges to remove any barriers of access.</p> <p>Motion 5.4.1: Move that the verbal Environment & Grounds report be ratified. Moved: Rosie Seconded: Jeremy Carried</p>		
5.5	8.19	<p>COMMUNITY ENGAGEMENT / COMMUNICATION:</p> <p>Nicole presented a verbal Community Engagement report.</p> <p>The first Parent Rep meeting went well. Sarah and Rose have been really proactive in getting people on board to assist with the markets. The first market of the year is next weekend and all stall sites have sold out!</p> <p>Motion 5.4.1: Move that the Community Engagement report be accepted. Moved: Ari Seconded: Charlie Carried</p>		
		REPORTS		
6	8.22	<p>Principal's Report.</p> <p><u>Attitudes to Schools Survey & NAPLAN</u> Nicole discussed the Attitude to School Survey and NAPLAN results. Overall, positive outcomes for EPS. Results attached.</p> <p>Nicole thanked School Council members for being questioning, rigorous, guiding and supporting in their roles.</p> <p>Motion 6.1: Move that the Principal's report be accepted Moved: Jeremy Seconded: Silvia Carried</p> <p>Andrew thanked Haydn and Inouk for their contribution over many years on School Council.</p>		
7		Next meeting: Tuesday 21st March 2023		
8		Conclusion – Meeting closed at 8.42pm		



Attitudes to School Survey i



School Name

Elwood Primary School

Year

2022

Year Level Group

Years 4 to 6

Year Level

(All)

Domain

Effective teaching practice for co...

Factor Name

Differentiated learning challenge

Percentage Endorsement in 2022 (%)

Differentiated learning challenge for students in Years 4 to 6

90%

Your school

81%

Similar schools

82%

Network

84%

State

Percentage Endorsement in 2022 (%)

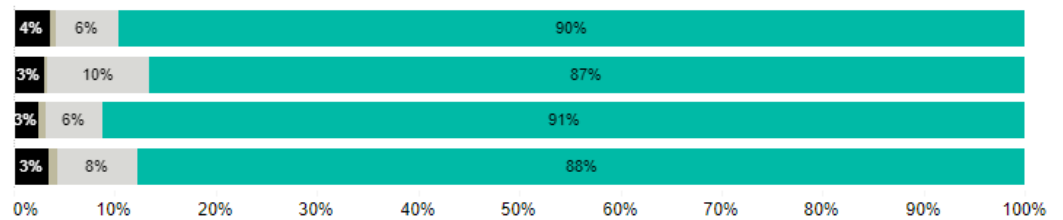
Effective teaching practice for cognitive engagement for students in Years 4 to 6

Differentiated learning challenge

Effective classroom behaviour

Effective teaching time

Stimulated learning



Additional Links

[Results Resource](#)

[Further Support](#)

Videos

[Dashboard overview](#)

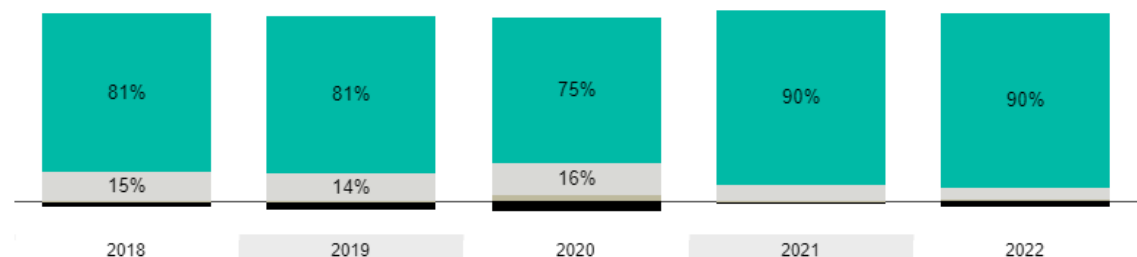
Reports

[SIP AtoSS Percentile](#)

Percentage Endorsement over last 5 years (%)

Differentiated learning challenge for students in Years 4 to 6

Positive
Neutral
Invalid
Not positive

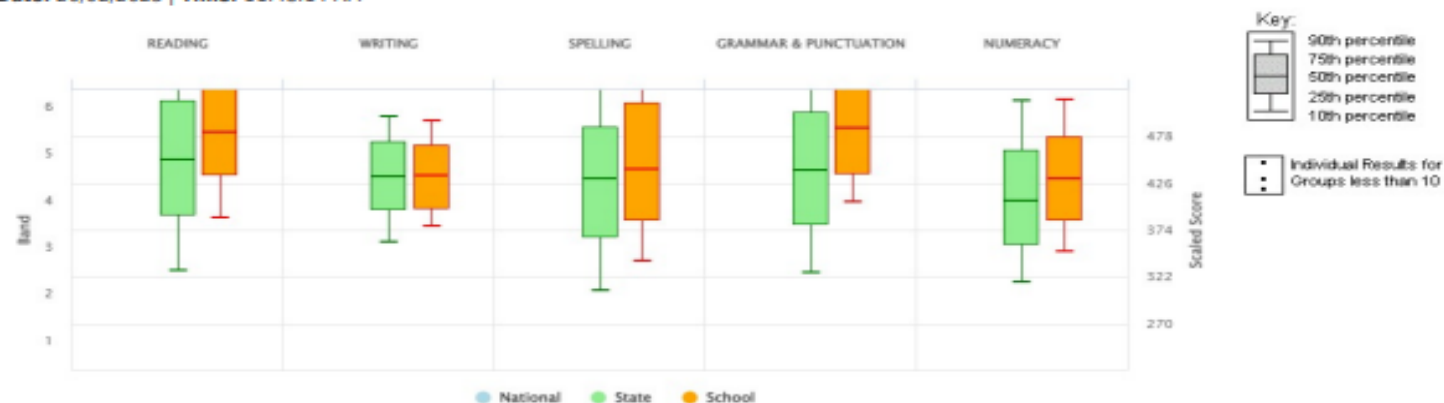


School Summary Report

2022 | Year 3

Gender: All | LBOTE: All | ATSI: All

Date: 20/02/2023 | Time: 11:48:14 AM



Outcome	Type	Students	10th	25th	50th	75th	90th	Median	Mean	se(mean)
READING	National	-	-	-	-	-	-	-	-	-
	State	74,610	329	391	453	518	576	453	454	
	School	102	387	436	483	540	597	483	488	8
WRITING	National	-	-	-	-	-	-	-	-	-
	State	72,007	360	396	434	472	500	431	430	
	School	98	378	398	435	468	495	431	432	5
SPELLING	National	-	-	-	-	-	-	-	-	-
	State	73,751	306	366	431	488	539	431	426	
	School	101	339	385	441	515	558	441	447	9
GRAMMAR & PUNCTUATION	National	-	-	-	-	-	-	-	-	-
	State	73,751	327	381	441	505	570	441	446	
	School	101	406	437	488	553	620	488	498	9
NUMERACY	National	-	-	-	-	-	-	-	-	-
	State	73,824	316	359	407	462	518	407	413	
	School	102	350	386	432	477	519	432	437	7

School Summary Report

2022 | Year 5
Gender: All | LBOTE: All | ATSI: All
Date: 20/02/2023 | Time: 11:49:07 AM



Outcome	Type	Students	10th	25th	50th	75th	90th	Median	Mean	se(mean)
READING	National	-	-	-	-	-	-	-	-	-
	State	73,877	432	476	523	566	604	523	520	
	School	88	480	514	548	570	602	548	540	5
WRITING	National	-	-	-	-	-	-	-	-	-
	State	73,125	415	461	497	542	583	497	498	
	School	90	455	483	512	546	567	510	511	5
SPELLING	National	-	-	-	-	-	-	-	-	-
	State	72,932	416	464	512	557	598	512	509	
	School	87	455	492	525	576	616	524	534	7
GRAMMAR & PUNCTUATION	National	-	-	-	-	-	-	-	-	-
	State	72,932	418	455	500	550	600	500	506	
	School	87	474	494	531	564	623	531	537	6
NUMERACY	National	-	-	-	-	-	-	-	-	-
	State	72,857	415	449	491	539	585	491	496	
	School	83	457	488	521	553	576	520	519	5



School name

Elwood Primary School

Year level

☒ Year 3

☐ Year 5

Domain

☒ Reading

☐ Writing

☐ Spelling

☐ Numeracy

☐ Grammar and Punctuati...

NAPLAN - Students by bands



Top 2 band students in 2022 (%)

For students in Year 3, Reading

76%

Your school

74%

Similar schools

74%




Network

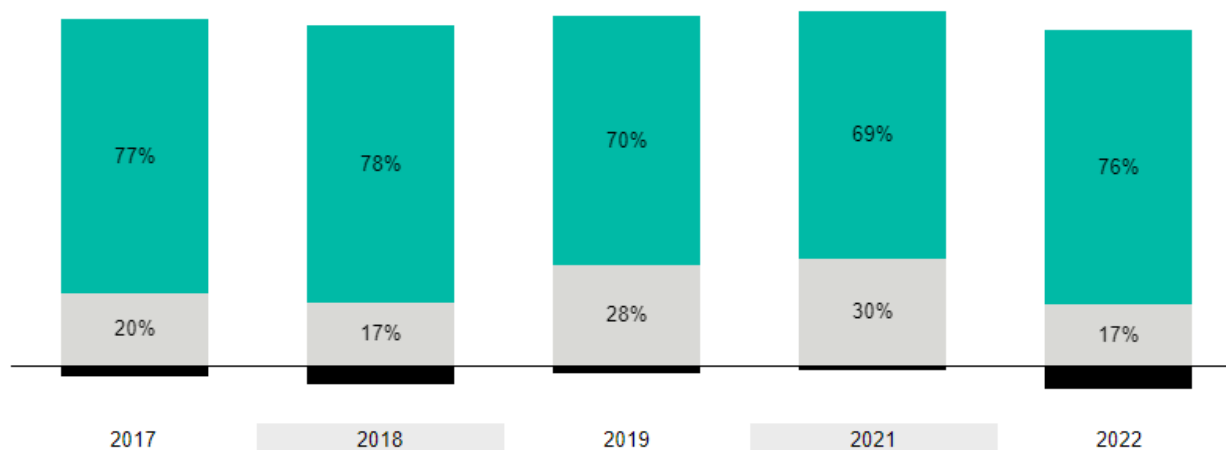
58%

State

Students by band over last 5 years (%)

For students in Year 3, Reading

 Top 2 Bands
 Middle 2 Bands
 Bottom 2 Bands and E...



Additional Links

[Further Support](#)

Videos

[Dashboard overview](#)

Reports

[SIP Naplan Band Detail](#)

Data breakdown (5 years)

For students in Year 3, Reading

	2017	2018	2019	2021	2022
Mean scale score	487.0	485.1	470.6	483.1	488.3
Participation rate (%)	93%	97%	95%	86%	94%
Number of students	97	119	128	98	113
Maintaining Top 2 Bands % *					

* Maintaining Top 2 Bands % is only displayed for year 5, 7 and 9



School name

Elwood Primary School

Year level

☒ Year 3

☐ Year 5

Domain

☐ Reading

☒ Writing

☐ Spelling

☐ Numeracy

☐ Grammar and Punctuati...

NAPLAN - Students by bands

Top 2 band students in 2022 (%)

For students in Year 3, Writing

53%

Your school

65%

Similar schools

67%




Network

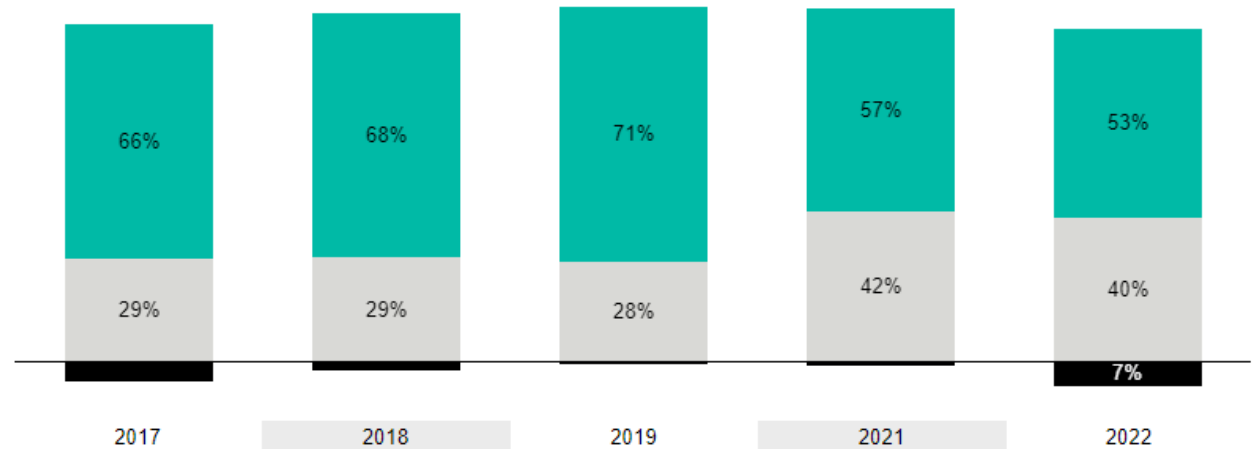
51%

State

Students by band over last 5 years (%)

For students in Year 3, Writing

 Top 2 Bands
 Middle 2 Bands
 Bottom 2 Bands and E...



Additional Links

[Further Support](#)

Videos

[Dashboard overview](#)

Reports

[SIP Naplan Band Detail](#)

Data breakdown (5 years)

For students in Year 3, Writing

	2017	2018	2019	2021	2022
Mean scale score	437.6	436.0	447.7	436.6	432.5
Participation rate (%)	93%	97%	95%	83%	90%
Number of students	97	119	128	98	113
Maintaining Top 2 Bands % *					



School name

Elwood Primary School

Year level

☒ Year 3

☐ Year 5

Domain

☐ Reading

☐ Writing

☒ Spelling

☐ Numeracy

☐ Grammar and Punctuati...

NAPLAN - Students by bands

Top 2 band students in 2022 (%)

For students in Year 3, Spelling

55%

Your school

55%

School group

Similar schools

57%

Network

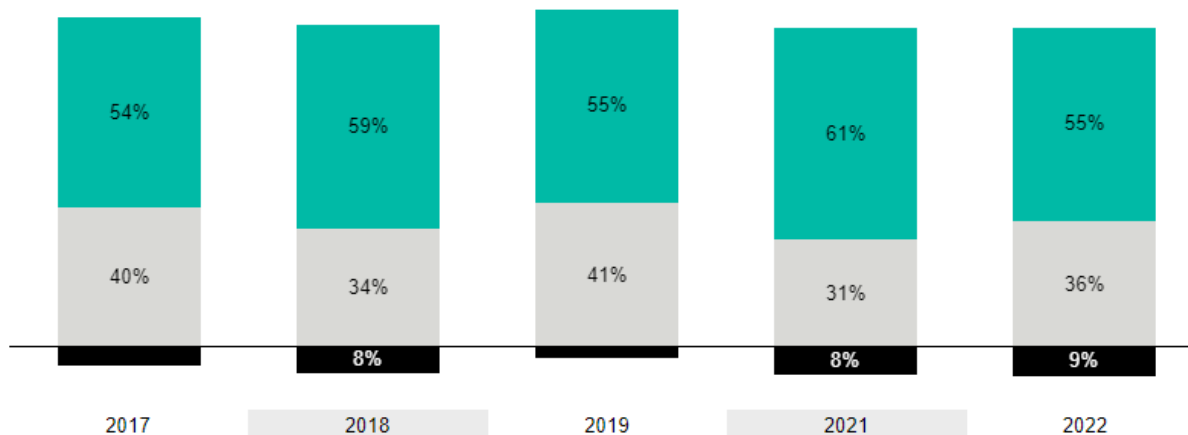
49%

State

Students by band over last 5 years (%)

For students in Year 3, Spelling

☒ Top 2 Bands
☐ Middle 2 Bands
☐ Bottom 2 Bands and E...



Additional Links

[Further Support](#)

Videos

[Dashboard overview](#)

Reports

[SIP Naplan Band Detail](#)

Data breakdown (5 years)

For students in Year 3, Spelling

	2017	2018	2019	2021	2022
Mean scale score	443.7	434.9	433.2	432.3	446.7
Participation rate (%)	93%	97%	96%	86%	93%
Number of students	97	119	128	98	113
Maintaining Top 2 Bands % *					



School name

Elwood Primary School

Year level

☒ Year 3

☐ Year 5

Domain

☐ Reading

☐ Writing

☐ Spelling

☒ Numeracy

☐ Grammar and Punctuati...

NAPLAN - Students by bands

Top 2 band students in 2022 (%)

For students in Year 3, Numeracy

52%

Your school

55%

Similar schools

56%




Network

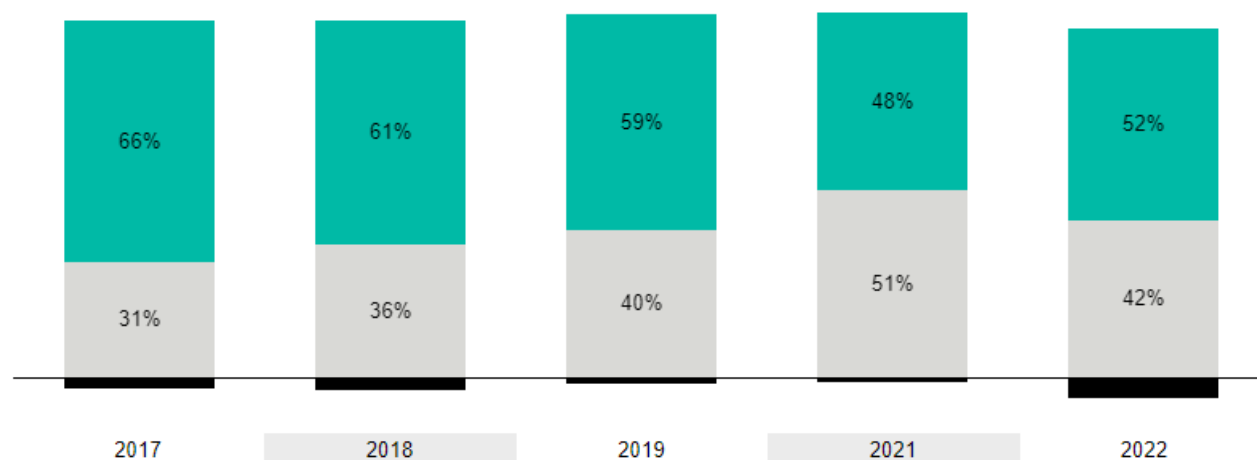
39%

State

Students by band over last 5 years (%)

For students in Year 3, Numeracy

 Top 2 Bands
 Middle 2 Bands
 Bottom 2 Bands and E...



Additional Links

[Further Support](#)

Videos

[Dashboard overview](#)

Reports

[SIP Naplan Band Detail](#)

Data breakdown (5 years)

For students in Year 3, Numeracy

	2017	2018	2019	2021	2022
Mean scale score	452.6	443.4	443.2	430.6	436.6
Participation rate (%)	96%	98%	95%	87%	94%
Number of students	97	119	128	98	113
Maintaining Top 2 Bands % *					



School name

Elwood Primary School

Year level

☒ Year 3

☐ Year 5

Domain

☐ Reading

☐ Writing

☐ Spelling

☐ Numeracy

☒ Grammar and Punctuati...

NAPLAN - Students by bands

Top 2 band students in 2022 (%)

For students in Year 3, Grammar and Punctuation

76%

Your school

69%

Similar schools

70%

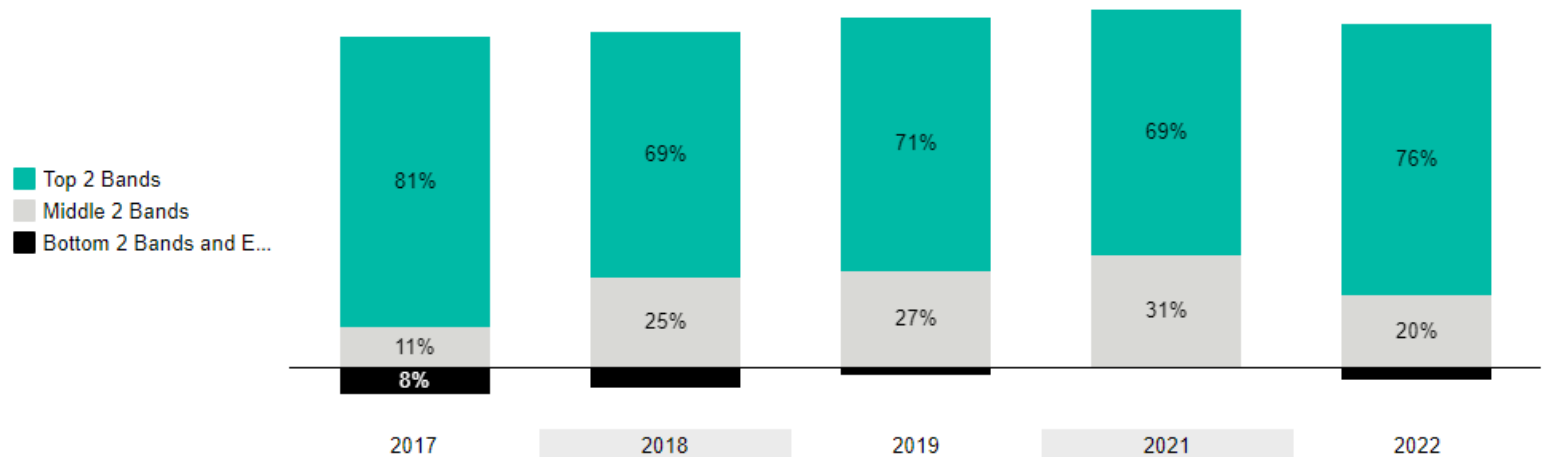
Network

54%

State

Students by band over last 5 years (%)

For students in Year 3, Grammar and Punctuation



Additional Links

[Further Support](#)

Videos

[Dashboard overview](#)

Reports

[SIP Naplan Band Detail](#)

Data breakdown (5 years)

For students in Year 3, Grammar and Punctuation

	2017	2018	2019	2021	2022
Mean scale score	480.4	467.6	477.4	470.3	497.9
Participation rate (%)	93%	97%	96%	86%	93%
Number of students	97	119	128	98	113
Maintaining Top 2 Bands % *					



School name

Elwood Primary School

Year level

☐ Year 3

☒ Year 5

Domain

☒ Reading

☐ Writing

☐ Spelling

☐ Numeracy

☐ Grammar and Punctuati...

NAPLAN - Students by bands

Top 2 band students in 2022 (%)

For students in Year 5, Reading

66%

Your school

60%

Similar schools

62%

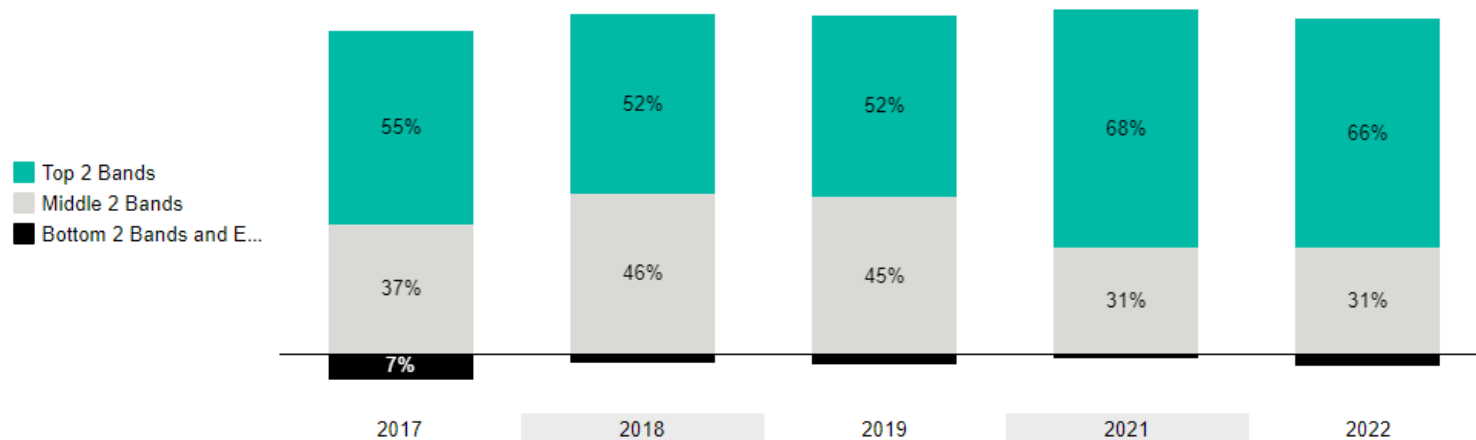
Network

44%

State

Students by band over last 5 years (%)

For students in Year 5, Reading



Additional Links

[Further Support](#)

Videos

[Dashboard overview](#)

Reports

[SIP Naplan Band Detail](#)

Data breakdown (5 years)

For students in Year 5, Reading

	2017	2018	2019	2021	2022
Mean scale score	539.8	545.2	536.3	554.7	539.9
Participation rate (%)	96%	95%	96%	92%	93%
Number of students	114	94	78	110	95
Maintaining Top 2 Bands %	65%	71%	58%	86%	
*					



School name

Elwood Primary School

Year level

☐ Year 3

☒ Year 5

Domain

☐ Reading

☒ Writing

☐ Spelling

☐ Numeracy

☐ Grammar and Punctuati...

NAPLAN - Students by bands

Top 2 band students in 2022 (%)

For students in Year 5, Writing

37%

Your school

41%

Similar schools

39%

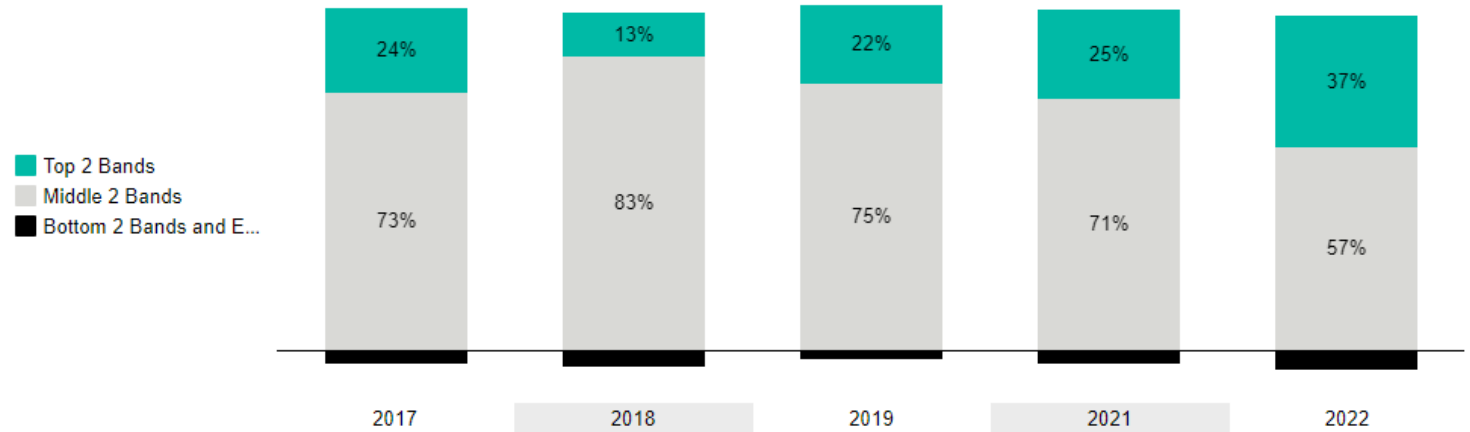
Network

29%

State

Students by band over last 5 years (%)

For students in Year 5, Writing



Additional Links

[Further Support](#)

Videos

[Dashboard overview](#)

Reports

[SIP Naplan Band Detail](#)

Data breakdown (5 years)

For students in Year 5, Writing

	2017	2018	2019	2021	2022
Mean scale score	501.7	486.0	494.2	499.6	510.8
Participation rate (%)	96%	94%	99%	92%	95%
Number of students	114	94	78	109	96
Maintaining Top 2 Bands %	39%	23%	24%	34%	
*					



School name

Elwood Primary School

Year level

☐ Year 3

☒ Year 5

Domain

☐ Reading

☐ Writing

☒ Spelling

☐ Numeracy

☐ Grammar and Punctuati...

NAPLAN - Students by bands

Top 2 band students in 2022 (%)

For students in Year 5, Spelling

47%

Your school

45%

Similar schools

46%




Network

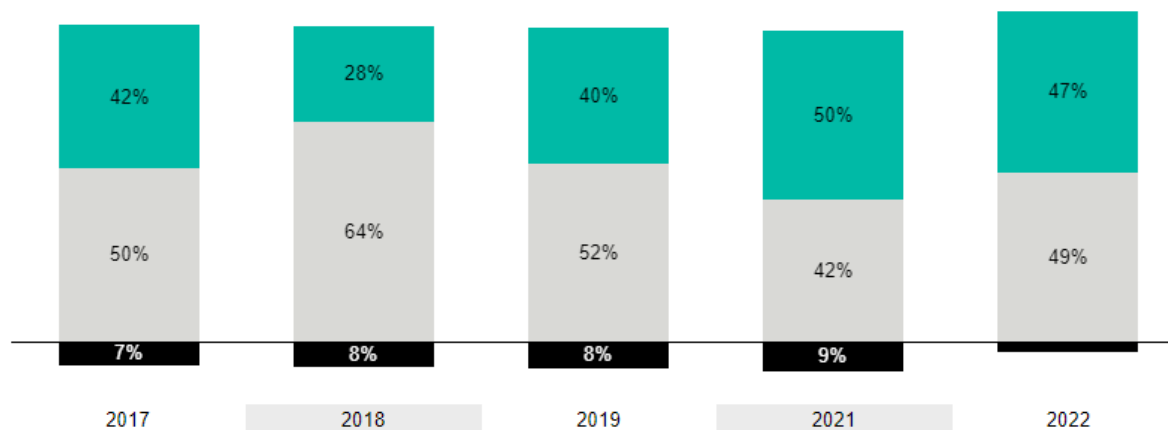
37%

State

Students by band over last 5 years (%)

For students in Year 5, Spelling

 Top 2 Bands
 Middle 2 Bands
 Bottom 2 Bands and E...



Additional Links

[Further Support](#)

Videos

[Dashboard overview](#)

Reports

[SIP Naplan Band Detail](#)

Data breakdown (5 years)

For students in Year 5, Spelling

	2017	2018	2019	2021	2022
Mean scale score	522.0	504.2	517.4	520.8	533.4
Participation rate (%)	97%	96%	96%	92%	93%
Number of students	114	94	78	110	96
Maintaining Top 2 Bands % *	77%	56%	58%	70%	



School name

Elwood Primary School

Year level

☐ Year 3

☒ Year 5

Domain

☐ Reading

☐ Writing

☐ Spelling

☒ Numeracy

☐ Grammar and Punctuati...

NAPLAN - Students by bands

Top 2 band students in 2022 (%)

For students in Year 5, Numeracy

40%

Your school

37%

Similar schools

39%

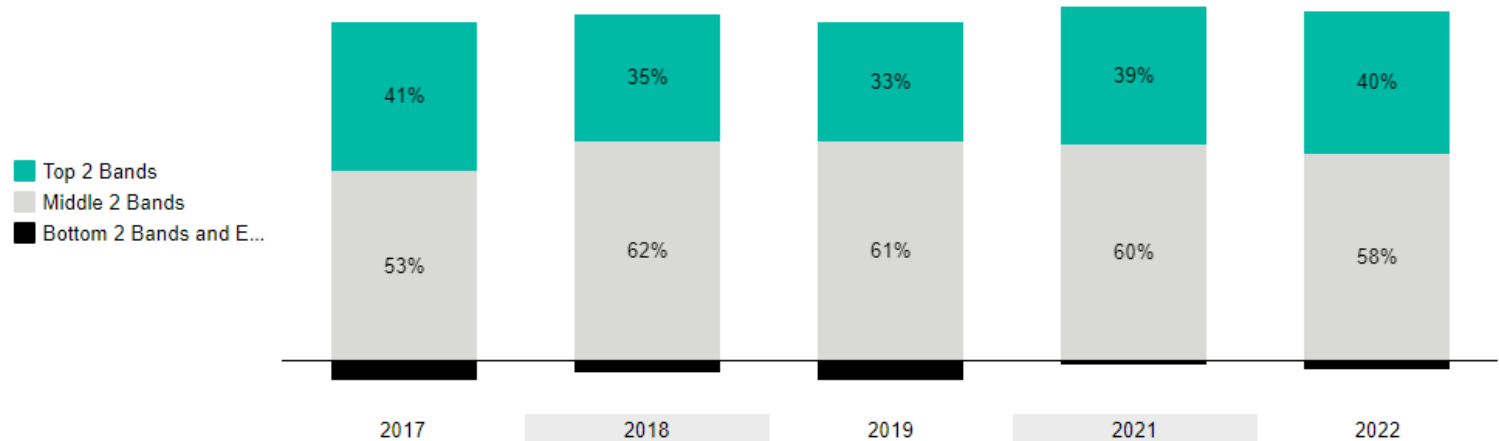
Network

27%

State

Students by band over last 5 years (%)

For students in Year 5, Numeracy



Data breakdown (5 years)

For students in Year 5, Numeracy

	2017	2018	2019	2021	2022
Mean scale score	517.3	511.6	513.6	517.2	518.5
Participation rate (%)	97%	97%	96%	92%	87%
Number of students	114	94	78	110	95
Maintaining Top 2 Bands % *	60%	48%	48%	62%	

Additional Links

[Further Support](#)

Videos

[Dashboard overview](#)

Reports

[SIP Naplan Band Detail](#)



School name

Elwood Primary School

Year level

☐ Year 3

☒ Year 5

Domain

☐ Reading

☐ Writing

☐ Spelling

☐ Numeracy

☒ Grammar and Punctuati...

NAPLAN - Students by bands

Top 2 band students in 2022 (%)

For students in Year 5, Grammar and Punctuation

51%

Your school

42%

Similar schools

43%

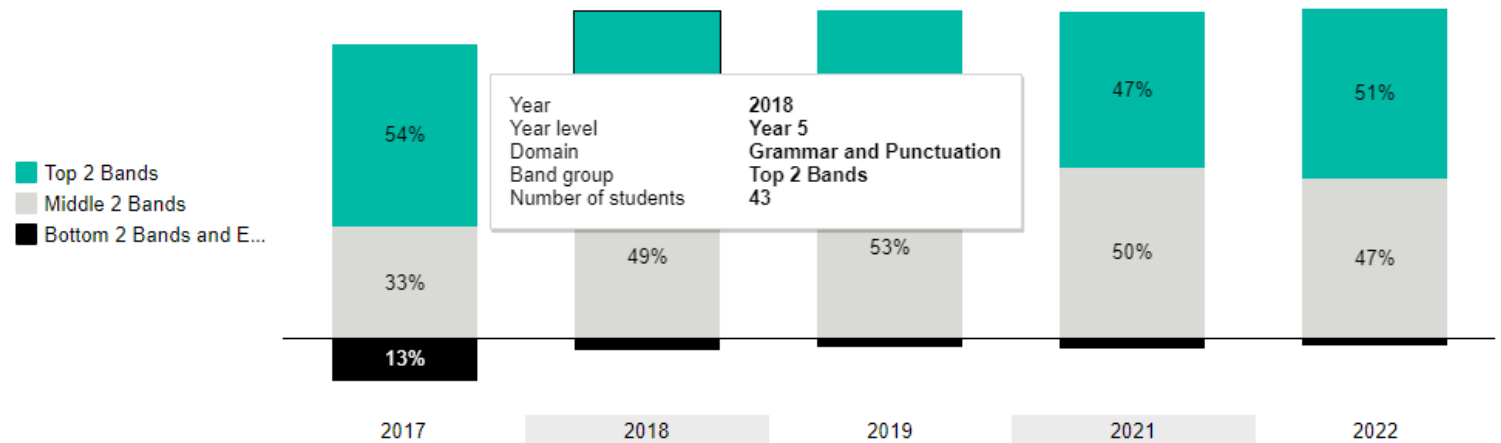
Network

32%

State

Students by band over last 5 years (%)

For students in Year 5, Grammar and Punctuation



Additional Links

Further Support

Videos

[Dashboard overview](#)

Reports

[SIP Naplan Band Detail](#)

Data breakdown (5 years)

For students in Year 5, Grammar and Punctuation

	2017	2018	2019	2021	2022
Mean scale score	543.4	545.3	521.8	523.8	536.6
Participation rate (%)	97%	96%	96%	92%	93%
Number of students	114	94	78	110	96
Maintaining Top 2 Bands % *	72%	62%	53%	59%	